

**PARESH
RAKESH**



ASSOCIATES LLP
Chartered Accountants

Independent Auditor's Review Report on the Quarterly and Half Yearly Unaudited Standalone Financial Results of the Company Pursuant to the Regulation 33 of the SEBI (Listing Obligations and Disclosure Requirements) Regulations, 2015, as amended

Review Report to
The Board of Directors
Abans Enterprises Limited

1. We have reviewed the accompanying statement of unaudited standalone financial results of Abans Enterprises Limited (the "Company") for the quarter and half year ended ended September 30, 2023 (the "Statement") attached herewith, being submitted by the Company pursuant to the requirements of Regulation 33 of the SEBI (Listing Obligations and Disclosure Requirements) Regulations, 2015, as amended (the "Listing Regulations").
2. This Statement, which is the responsibility of the Company's Management and approved by the Company's Board of Directors, has been prepared in accordance with the recognition and measurement principles laid down in Indian Accounting Standard 34, (ind AS 34) "Interim Financial Reporting" prescribed under Section 133 of the Companies Act, 2013 as amended, read with relevant rules issued thereunder and other accounting principles generally accepted in India. Our responsibility is to express a conclusion on the Statement based on our review.
3. We conducted our review of the Statement in accordance with the Standard on Review Engagements (SRE) 2410, "Review of Interim Financial Information Performed by the Independent Auditor of the Entity" issued by the Institute of Chartered Accountants of India. This standard requires that we plan and perform the review to obtain moderate assurance as to whether the Statement is free of material misstatement. A review of interim financial information consists of making inquiries, primarily of persons responsible for financial and accounting matters, and applying analytical and other review procedures. A review is substantially less in scope than an audit conducted in accordance with Standards on Auditing and consequently does not enable us to obtain assurance that we would become aware of all significant matters that might be identified in an audit. Accordingly, we do not express an audit opinion.
4. Based on our review conducted as above, nothing has come to our attention that causes us to believe that the accompanying Statement, prepared in accordance with the recognition and measurement principles laid down in the aforesaid Indian Accounting Standards ('Ind AS') specified under Section 133 of the Companies Act, 2013 as amended, read with relevant rules issued thereunder and other accounting principles generally accepted in India, has not disclosed the information required to be disclosed in terms of the Listing Regulations, including the manner in which it is to be disclosed, or that it contains any material misstatement.

For Paresh Rakesh & Associates LLP
Chartered Accountants
FRN: 119728W/W100743


Rakesh Chaturvedi
M. no: 102075
UDIN: 23102075BGPYUE7045



Date: November 13, 2023
Place: Mumbai

Abans Enterprises Limited
Standalone Financial Results - Statement of Profit & Loss for the quarter and half year ended;
(Rs.in lakhs - except per share data)

Particulars	Quarter ended	Quarter	Quarter	Half year	Half year	Year ended
	September 30, 2023 (Unaudited)	ended June 30, 2023 (Unaudited)	ended September 30, 2022 (Unaudited)	ended September 30, 2023 (Unaudited)	ended September 30, 2022 (Unaudited)	March 31, 2023 (Audited)
Income						
Revenue from operations	1,155.55	900.50	613.87	2,056.05	900.14	2,840.92
Other income	4.29	3.85	3.61	8.14	3.61	14.65
Total income - A	1,159.84	904.35	617.48	2,064.19	903.75	2,855.57
Expenses						
Purchase of stock-in-trade	624.04	2,022.50	-	2,646.54	142.00	2,970.89
Changes in inventories of finished goods, stock in trade & work in progress	225.02	(1,193.50)	513.48	(968.48)	616.75	(601.15)
Employee benefits expense	16.23	13.49	18.35	29.72	36.67	65.54
Finance cost	147.34	123.05	48.64	270.39	103.94	267.72
Depreciation and amortisation expense	0.04	0.04	0.11	0.08	0.22	0.44
Other expenses	24.07	47.81	25.23	71.88	50.90	86.52
Total expenses - B	1,036.74	1,013.39	605.81	2,050.13	950.48	2,789.96
Profit before exceptional items and tax (A-B)	123.10	(109.04)	11.67	14.06	(46.73)	65.61
Exceptional items	-	-	-	-	-	-
Profit before tax	123.10	(109.04)	11.67	14.06	(46.73)	65.61
Tax expense :						
Current tax	0.30	(0.30)	(13.50)	-	(13.50)	-
Deferred tax	(32.24)	27.24	(39.99)	(5.00)	25.36	(16.41)
Profit for the period	91.16	(82.10)	(41.82)	9.06	(34.87)	49.20
Other comprehensive income						
Items that will not be reclassified to profit or loss						
Remeasurement gain/(loss) on defined benefit plan	-	-	-	-	-	(0.68)
Income tax relating to items that will not be reclassified to profit or loss	-	-	-	-	-	0.17
Total comprehensive income for the period	91.16	(82.10)	(41.82)	9.06	(34.87)	48.69
Earning per equity share of face value of Rs 10/- each (not annualised for the quarter)						
Basic - before exceptional item	0.65	(0.59)	(0.30)	0.06	(0.25)	0.35
Diluted - before exceptional item	0.65	(0.59)	(0.30)	0.06	(0.25)	0.35
Basic - after exceptional item	0.65	(0.59)	(0.30)	0.06	(0.25)	0.35
Diluted - after exceptional item	0.65	(0.59)	(0.30)	0.06	(0.25)	0.35
Paid up equity share capital (equity share of Rs.10/- each)	1,394.98	1,394.98	1,394.98	1,394.98	1,394.98	1,394.98
Other equity excluding revaluation reserve						467.18


Abans Enterprises Limited
Regd. Office: 36, 37, 38A, 3rd Floor, 227 Nariman Bhavan, Backbay Reclamation, Nariman Point, Mumbai-400021

☎ +91 22 61790000

📠 022 61790010

✉ compliance@abansenterprises.com


🌐 www.abansenterprises.com

CIN: L74120MH1985PLC035243

Abans Enterprises Limited

Standalone Financial Results - Statement of Assets & Liabilities as at,

Particulars	(Rs in lakhs)	
	September 30, 2023 (Unaudited)	March 31, 2023 (Audited)
ASSETS		
Non-Current Assets		
Property, plant and equipment	0.23	0.31
Financial assets		
Investments	604.17	604.17
Other non current financial assets	2.00	-
	<u>606.40</u>	<u>604.48</u>
Current Assets		
Inventories	4,040.74	3,072.26
Financial assets		
Trade receivables	76.99	-
Cash and cash equivalents	16.27	10.29
Other bank balance	274.59	270.66
Investments	1,185.00	1,004.66
Other current financial assets	123.89	78.74
Derivative Financial Instrument	475.92	-
Current tax Assets [net]	5.79	2.78
Other current assets	717.21	524.02
	<u>6,916.40</u>	<u>4,963.41</u>
Total Assets	<u>7,522.80</u>	<u>5,567.89</u>
EQUITY AND LIABILITIES		
Equity		
Equity share capital	1,394.98	1,394.98
Other equity	476.24	467.18
	<u>1,871.22</u>	<u>1,862.16</u>
Liabilities		
Non-Current Liabilities		
Provisions	4.13	6.13
Deferred tax liabilities [net]	53.70	48.69
	<u>57.83</u>	<u>54.82</u>
Current Liabilities		
Financial liabilities		
Borrowings	5,565.93	3,529.66
Trade payables		
(i) total outstanding dues of micro enterprises and small enterprises	-	-
(ii) total outstanding dues of creditors other than micro enterprises and small enterprises	1.37	65.64
Other financial liabilities	17.12	24.92
Derivative financial instrument	-	22.88
Provisions	0.52	0.52
Other current liabilities	8.81	7.29
	<u>5,593.75</u>	<u>3,650.91</u>
Total Equity and Liabilities	<u>7,522.80</u>	<u>5,567.89</u>



Abans Enterprises Limited

Regd. Office: 36, 37, 38A, 3rd Floor, 227 Nariman Bhavan, Backbay Reclamation, Nariman Point, Mumbai-400021

+91 22 61790000 022 61790010 compliance@abansenterprises.com www.abansenterprises.com

CIN: L74120MH1985PLC035243

Abans Enterprises Limited
Standalone Financial Results - Cash Flow Statement for the half year ended;

Particulars	(Rs in lakhs)	
	September 30 2023 (Unaudited)	September 30 2022 (Unaudited)
<u>CASH FLOW FROM OPERATING ACTIVITIES:</u>		
Profit before tax as per statement of Profit and Loss	14.06	(46.73)
Adjustment for:		
Depreciation and amortisation	0.08	0.22
Interest income	(8.14)	(3.61)
Net gain / (loss) on fair value of investment	0.18	-
Employee defined benefit plan expenses	-	(5.87)
Interest expenses	268.63	102.38
Operating profit before working capital changes	274.81	46.39
Adjusted for :		
(Increase)/Decrease in inventories	(968.48)	616.75
(Increase)/Decrease in trade receivables	(76.99)	-
(Increase)/Decrease in other assets	(238.33)	55.66
Increase/(Decrease) in trade payables	(64.27)	(7.11)
Increase/(Decrease) in other liabilities	(507.08)	(11.58)
Cash generated from operations	(1,580.34)	700.11
Taxes refund / (paid) - (net)	(3.01)	(6.64)
Net cash from/(used in) operating activities (A)	(1,583.35)	693.47
<u>CASH FLOW FROM INVESTING ACTIVITIES:</u>		
Interest income	8.14	3.61
(Increase)/Decrease in investments	(182.52)	-
Net cash from investing activities (B)	(174.38)	3.61
<u>CASH FLOW FROM FINANCING ACTIVITIES:</u>		
Increase/(Decrease) in borrowings	2,036.27	(601.15)
Interest expenses	(268.63)	(102.38)
Net cash from financing activities (C)	1,767.64	(703.53)
Net cash and cash equivalents (A + B + C)	9.91	(6.45)
Cash and cash equivalents at beginning of the period	280.95	276.38
Cash and cash equivalents at end of the period	290.86	269.93



Abans Enterprises Limited

Regd. Office: 36, 37, 38A, 3rd Floor, 227 Nariman Bhavan, Backbay Reclamation, Nariman Point, Mumbai-400021

+91 22 61790000 022 61790010 compliance@abansenterprises.com www.abansenterprises.com

CIN: L74120MH1985PLC035243

Abans Enterprises Limited

Notes to the Unaudited Standalone Financial Results for the quarter and half year ended September 30, 2023:

1. The above financial results have been prepared in accordance with regulation 33 of SEBI (Listing Obligations and Disclosure Requirements) Regulations, 2015 read with SEBI circular CIR/CFD/FAC/62/2016 dated 5th July, 2016.
2. The above financial results are prepared in accordance with Indian Accounting Standard (Ind AS) prescribed under section 133 of the Companies Act, 2013, read with relevant rules issued there under. Unaudited Standalone Financial Results were duly reviewed by the Audit Committee and were approved in the Board Meeting held on November 13, 2023.
3. Segment reporting as per Ind-As 108 is not applicable as management has determined that the Company is involved in trading activity either in physical or on exchanges and operates under single chief operating decision maker w.e.f. April 1 2023.
4. The information contained in this statement shall also available on Company's Website www.abansenterprises.com as also on the website of the Stock Exchanges viz. BSE Limited - www.bseindia.com and MSEI Limited - www.msei.in.

For Abans Enterprises Limited

Place: Mumbai
Date: November 13, 2023



Kayomarz Marzban Sadri
(Whole-time Director)
DIN: 07889169

Abans Enterprises Limited

Regd. Office: 36, 37, 38A, 3rd Floor, 227 Nariman Bhavan, Backbay Reclamation, Nariman Point, Mumbai-400021

+91 22 61790000 📠 022 61790010 ✉ compliance@abansenterprises.com 🌐 www.abansenterprises.com

CIN: L74120MH1985PLC035243

**PARESH
RAKESH**



ASSOCIATES LLP
Chartered Accountants

Independent Auditor's Review Report on the Quarterly and Half yearly Unaudited Consolidated Financial Results of the Company Pursuant to the Regulation 33 of the SEBI (Listing Obligations and Disclosure Requirements) Regulations, 2015, as amended

Review Report to
The Board of Directors
Abans Enterprises Limited

1. We have reviewed the accompanying Statement of Unaudited Consolidated Financial Results of Abans Enterprises Limited (the "Holding Company") and its subsidiaries (the Holding Company and its subsidiaries together referred to as "the Group") for the quarter and Half year ended September 30, 2023 (the "Statement") attached herewith, being submitted by the Holding Company pursuant to the requirements of Regulation 33 of the SEBI (Listing Obligations and Disclosure Requirements) Regulations, 2015, as amended (the "Listing Regulations").
2. This Statement, which is the responsibility of the Holding Company's Management and approved by the Holding Company's Board of Directors, has been prepared in accordance with the recognition and measurement principles laid down in Indian Accounting Standard 34, (ind AS 34) "Interim Financial Reporting" prescribed under Section 133 of the Companies Act, 2013 as amended, read with relevant rules issued thereunder and other accounting principles generally accepted in India. Our responsibility is to express a conclusion on the Statement based on our review.
3. We conducted our review of the Statement in accordance with the Standard on Review Engagements (SRE) 2410, "Review of Interim Financial Information Performed by the Independent Auditor of the Entity" issued by the Institute of Chartered Accountants of India. This standard requires that we plan and perform the review to obtain moderate assurance as to whether the Statement is free of material misstatement. A review of interim financial information consists of making inquiries, primarily of persons responsible for financial and accounting matters, and applying analytical and other review procedures. A review is substantially less in scope than an audit conducted in accordance with Standards on Auditing and consequently does not enable us to obtain assurance that we would become aware of all significant matters that might be identified in an audit. Accordingly, we do not express an audit opinion.

We also performed procedures in accordance with the Circular No. CIR/CFD/CMD 1/44/2019 dated March 29, 2019 issued by the Securities and Exchange Board of India under Regulation 33(8) of the Listing Regulations, to the extent applicable.

4. The Statement includes the results of the following entities:

Sr. no	Name of the Entity	Relationship
1.	Abans Enterprises Limited	Holding Company
2.	Abans Jewels Limited (Formerly known as Abans Jewels Private Limited)	Subsidiary Company
3.	Splendid International Limited (Incorporated in Mauritius)	Subsidiary Company
4.	Abans Gems & Jewels Trading FZC (Formerly known as Abans Gems & Jewels Trading FZE) (Incorporated in Dubai)	Wholly owned Subsidiary Company of Abans Jewels Private Limited




5. Based on our review conducted and procedures performed as stated in paragraph 3 above and based on the consideration of the review report of other auditor referred to in paragraph 6 below, nothing has come to our attention that causes us to believe that the accompanying Statement, prepared in accordance with recognition and measurement principles laid down in the aforesaid Indian Accounting Standards('Ind-AS') specified under Section 133 of the Companies Act, 2013, as amended, read with relevant rules issued thereunder and other accounting principles generally accepted in India, has not disclosed the information required to be disclosed in terms of the Listing Regulations, including the manner in which it is to be disclosed, or that it contains any material misstatement.
6. The accompanying Statement includes unaudited interim financial results and other unaudited financial information of one subsidiary, whose interim financial results reflect Group's share of total assets of Rs. 17331.44 Lakhs as at September 30, 2023, and Group's share of total revenues of Rs. 20657.59 lakhs and Rs. 12466.57 lakhs Group's share of total net profit after tax of Rs. 273.62 lakhs and Rs. 445.26 lakhs and Group's share of total comprehensive income of Rs. 379.10 lakhs and Rs. 560.82 lakhs for the half year and Quarter ended September 30, 2023 as considered in the Statement, which have been reviewed by its independent auditor. The independent auditor's reports on interim financial results of this entity have been furnished to us by the Management and our conclusion on the Statement, in so far as it relates to the amounts and disclosures in respect of this subsidiary is based solely on the report of such auditor and procedures performed by us as stated in paragraph 3 above.

This subsidiary is located outside India whose financial results and other financial information have been prepared in accordance with accounting principles generally accepted in the respective country and which have been audited by other auditor under generally accepted auditing standards applicable in the respective country. The Holding Company's management has converted the financial results of such subsidiaries located outside India from accounting principles generally accepted in their respective country to applicable accounting principles generally accepted in India. We have reviewed this conversion adjustments if any made by the Holding Company's management for the purpose of consolidation. Our conclusion in so far as it relates to the balances and affairs of such subsidiary located outside India is based on the report of other auditor and the conversion adjustments prepared by the management of the Holding Company and reviewed by us.

7. The accompanying Statement includes unaudited interim financial result and other unaudited financial information in respect of one subsidiary, whose interim financial results reflect Group's share of total Assets of Rs. 33.65 Lakhs as at September 30, 2023 Group's share of total revenues of Rs. NIL, Group's share of total net profit/(Loss) after tax of Rs. (8.48) Lakhs and Rs. (3.09) lakhs and Group's share of total comprehensive income of Rs. (8.15) and Rs. (2.73) lakhs for the half and Quarter year ended on September 30, 2023, as considered in the Statement. This unaudited interim financial results and other unaudited financial information has been approved and furnished to us by the Management and is not subjected to review by any auditors. Our conclusion on the Statement, in so far as it relates to the affairs of this subsidiary, is based solely on such unaudited interim financial results and other unaudited financial information provided to us by the Management of the Holding Company. According to the information and explanations given to us by the Management, the interim financial result of this subsidiary is not material to the Group.

Our conclusion on the Statement in respect of matters stated in paragraphs 6 and 7 above is not modified with respect to our reliance on the work done and the reports of the other auditor and the financial results certified by the Management.

For Paresh Rakesh & Associates LLP
Chartered Accountants
FRN: 119728W/W100743



Rakesh Chaturvedi
M. no: 102075
UDIN: 23102075BGPYUF5510



Date: November 13, 2023
Place: Mumbai

Abans Enterprises Limited

Consolidated Financial Results - Statement of Profit & Loss for the quarter and half year ended;
(Rs.in lakhs - except per share data)

Particulars	Quarter ended September 30, 2023 (Unaudited)	Quarter ended June 30, 2023 (Unaudited)	Quarter ended September 30, 2022 (Unaudited)	Half year ended September 30, 2023 (Unaudited)	Half year ended September 30, 2022 (Unaudited)	Year ended March 31, 2023 (Audited)
Income						
Revenue from operations	43,740.63	27,987.52	59,096.18	71,728.15	1,07,884.96	1,86,721.00
Other income	43.04	120.96	56.80	164.00	868.79	1,014.95
Total income - A	43,783.67	28,108.48	59,152.98	71,892.15	1,08,753.75	1,87,735.95
Expenses						
Cost of materials consumed	13,679.30	2,568.83	12,825.71	16,248.13	25,664.59	25,719.18
Purchase of stock-in-trade	29,350.19	20,204.82	43,735.36	49,555.01	80,748.92	1,64,722.67
Changes in inventories of finished goods, stock in trade & work in progress	(31.81)	4,224.93	1,685.47	4,193.12	348.49	(6,277.01)
Employee benefits expense	119.40	139.39	115.28	258.79	229.13	487.85
Finance costs	269.02	212.74	85.51	481.76	161.37	445.14
Depreciation and amortisation expense	46.20	28.18	34.37	74.38	69.35	137.74
Other expenses	181.82	191.10	220.17	372.92	384.18	661.56
Total expenses - B	43,614.12	27,569.99	58,701.87	71,184.11	1,07,606.03	1,85,897.13
Profit before exceptional items and tax (A-B)	169.55	538.49	451.11	708.04	1,147.72	1,838.82
Exceptional items	-	-	-	-	-	-
Profit before tax (A-B)	169.55	538.49	451.11	708.04	1,147.72	1,838.82
Tax Expense :						
Current tax	(268.29)	(133.36)	(13.50)	(401.65)	(13.50)	(121.56)
Deferred tax	330.35	(46.42)	(137.17)	283.93	93.27	57.01
Earlier year	-	-	-	-	-	(1.24)
Profit for the period	231.61	358.71	300.44	590.32	1,227.49	1,773.03
Other comprehensive income						
Items that will not be reclassified to profit or loss						
Remeasurement gain/(loss) on defined benefit plan	-	-	-	-	-	3.01
Income tax relating to items that will not be reclassified to profit or loss	-	-	-	-	-	(0.86)
Items that will be reclassified to profit or loss						
Exchange difference in translating the financial statements of foreign operations	115.93	(10.12)	314.67	105.81	662.36	709.20
Total comprehensive income for the Period	347.54	348.59	615.11	696.13	1,889.85	2,484.38
Net Profit attributable to :						
Owners of the company	222.86	331.50	279.55	554.36	1,150.48	1,667.61
Non controlling Interest	8.75	27.21	20.89	35.96	77.01	105.42
Other comprehensive income attributable to :						
Owners of the company	108.88	(9.50)	295.56	99.38	622.15	668.30
Non controlling Interest	7.05	(0.62)	19.11	6.43	40.21	43.05
Total comprehensive income attributable to :						
Owners of the company	331.74	322.00	575.11	653.74	1,772.63	2,335.91
Non controlling Interest	15.80	26.59	40.00	42.39	117.22	148.47
Earning per equity share of face value of Rs 10/- each (not annualised for the quarter)						
Basic - before exceptional item	1.66	2.57	2.15	4.23	8.80	12.71
Diluted - before exceptional item	1.66	2.57	2.15	4.23	8.80	12.71
Basic - after exceptional item	1.66	2.57	2.15	4.23	8.80	12.71
Diluted - after exceptional item	1.66	2.57	2.15	4.23	8.80	12.71
Paid up Equity Share Capital						
(Equity Share of Rs.10/- each)	1,394.98	1,394.98	1,394.98	1,394.98	1,394.98	1,394.98
Other Equity excluding Revaluation Reserve						16,139.38



Abans Enterprises Limited

Regd. Office: 36, 37, 38A, 3rd Floor, 227 Nariman Bhavan, Backbay Reclamation, Nariman Point, Mumbai-400021

☎ +91 22 61790000

📠 022 61790010

✉ compliance@abansenterprises.com

🌐 www.abansenterprises.com

CIN: L74120MH1985PLC035243

Abans Enterprises Limited
Consolidated Financial Results - Statement of Assets & Liabilities as at:

Particulars	(Rs in lakhs)	
	September 30, 2023 (Unaudited)	March 31, 2023 (Audited)
ASSETS		
Non-Current Assets		
Property, plant and equipment	329.67	170.73
Right to use asset	37.70	81.32
Other intangible asset	32.60	26.09
Financial assets		
Investments	4,418.93	-
Other non current financial assets	192.41	38.76
Deferred tax assets [net]	396.25	107.32
	5,407.56	424.22
Current Assets		
Inventories	6,421.01	10,346.53
Financial assets		
Trade receivables	21,683.49	14,930.10
Cash and cash equivalents	941.42	841.72
Other bank balance	337.68	490.90
Investments	3,702.04	1,004.66
Other current financial assets	149.77	90.05
Current tax assets [net]	5.79	2.78
Other current assets	1,575.52	2,883.38
	34,816.72	30,590.12
Total Assets	40,224.28	31,014.34
EQUITY AND LIABILITIES		
Equity		
Equity share capital	1,394.98	1,394.98
Other equity	16,793.11	16,139.38
Non-controlling interest	1,098.74	1,056.35
	19,286.83	18,590.71
Liabilities		
Non-Current Liabilities		
Financial liabilities		
Loans & borrowings	274.41	149.46
Other financial liabilities	-	8.92
Provisions	44.81	47.01
Deferred tax liabilities [net]	53.70	48.69
	372.92	254.08
Current Liabilities		
Financial liabilities		
Borrowings	10,026.49	8,790.23
Trade payables	8,971.53	2,817.55
Other financial liabilities	171.91	197.32
Derivative financial instruments	911.96	304.76
Provisions	4.40	4.35
Current tax liabilities [net]	384.68	26.52
Other current liabilities	93.56	28.82
	20,564.53	12,169.55
Total Equity and Liabilities	40,224.28	31,014.34




Abans Enterprises Limited

Regd. Office: 36, 37, 38A, 3rd Floor, 227 Nariman Bhavan, Backbay Reclamation, Nariman Point, Mumbai-400021

+91 22 61790000 022 61790010 compliance@abansenterprises.com www.abansenterprises.com

CIN: L74120MH1985PLC035243

Abans Enterprises Limited
Consolidated Financial Results - Cash Flow Statement for the half year ended;

Particulars	(Rs in lakhs)	
	September 30 2023 (Unaudited)	September 30 2022 (Unaudited)
<u>CASH FLOW FROM OPERATING ACTIVITIES:</u>		
Profit before tax as per statement of Profit and Loss	708.04	1,147.72
Adjustment for:		
Depreciation and amortisation	74.38	69.35
Employee defined benefit plan expenses	(0.26)	(6.63)
Profit on Sale of Fixed Assets	(25.85)	-
Net gain on fair value changes	22.89	-
Interest income	(15.84)	(3.61)
Interest expenses	460.26	155.11
Operating profit before working capital changes	1,223.62	1,361.94
Adjusted for :		
(Increase)/Decrease in inventories	3,925.52	334.47
(Increase)/Decrease in trade receivables	(6,709.73)	(1,376.77)
(Increase)/Decrease in other assets	1,177.28	5,656.72
Increase/(Decrease) in trade payables	6,116.53	55.57
Increase/(Decrease) in other liabilities	620.60	(250.44)
Cash generated from operations	6,353.82	5,781.49
Taxes refund / (paid) - (net)	(46.50)	(66.90)
Net cash from/(used in) operating activities (A)	6,307.32	5,714.59
<u>CASH FLOW FROM INVESTING ACTIVITIES:</u>		
Sale/(Purchase) of fixed assets	(170.36)	14.61
(Increase)/Decrease in investments	(7,108.52)	3,219.70
Interest income	15.84	3.61
Net cash from investing activities (B)	(7,263.04)	3,237.92
<u>CASH FLOW FROM FINANCING ACTIVITIES:</u>		
Increase/(Decrease) in borrowings	1,361.21	(11,472.38)
Interest expenses	(460.26)	(155.11)
Net cash from financing activities (C)	900.95	(11,627.49)
Net cash and cash equivalents (A + B + C)	(54.77)	(2,674.98)
Cash and cash equivalents at beginning of the period	1,332.62	5,520.20
Foreign currency translation impact on cash balances of foreign subsidiaries	1.25	40.00
Cash and cash equivalents at end of the period	1,279.10	2,885.22



Abans Enterprises Limited

Regd. Office: 36, 37, 38A, 3rd Floor, 227 Nariman Bhavan, Backbay Reclamation, Nariman Point, Mumbai-400021

+91 22 61790000 022 61790010 compliance@abansenterprises.com www.abansenterprises.com

CIN: L74120MH1985PLC035243

Abans Enterprises Limited

Notes to the unaudited Consolidated Financial Results for the quarter and half year ended September 30, 2023:

1. The above financial results have been prepared in accordance with regulation 33 of SEBI (Listing Obligations and Disclosure Requirements) Regulations, 2015 read with SEBI circular CIR/CFD/FAC/62/2016 dated 5th July, 2016.
2. The above financial results are prepared in accordance with Indian Accounting Standard (Ind AS) prescribed under Section 133 of the Companies Act, 2013, read with relevant rules issued there under. Unaudited Consolidated Financial results were duly reviewed by the Audit Committee and were approved in the Board Meeting held on November 13, 2023.
3. The above financial results includes financial performance of the following subsidiaries;

Sr. No.	Name of the Company	Relationship	Holding % as on reporting date	Country of Incorporation
1.	Abans Jewels Limited (Formerly known as Abans Jewels Pvt. Ltd.)	Subsidiary	93.90%	India
2.	Abans Gems & Jewels Trading FZC (Formerly known as Abans Gems & Jewels Trading FZE)	Step down Subsidiary	93.90%	Dubai
3.	Splendid International Limited	Subsidiary	100%	Mauritius

4. Segment reporting as per Ind-As 108 is not applicable as management has determined that the group is involved in activity of trading either in physical commodities or derivatives in exchanges with other allied activities.
5. The information contained in this statement shall also be available on Company's Website www.abansenterprises.com as also on the website of the Stock Exchanges viz. BSE Limited - www.bseindia.com and MSEI Limited - www.msei.in.

Place: Mumbai
Date: November 13, 2023

For Abans Enterprises Limited



Kayomarz
Kayomarz Marzban Sadri
(Whole-time Director)
DIN: 07889169

Abans Enterprises Limited

Regd. Office: 36, 37, 38A, 3rd Floor, 227 Nariman Bhavan, Backbay Reclamation, Nariman Point, Mumbai-400021

+91 22 61790000 ☎ 022 61790010 ✉ compliance@abansenterprises.com 🌐 www.abansenterprises.com

CIN: L74120MH1985PLC035243